



Established in 1969, Roma Fence has been built on the recommendations of satisfied customers nation-wide. Our years of experience have given us the ability and know how to create quality ornamental iron fencing that will compliment any home.

### Manufactured with Galvalume™

All of our modular fences are constructed with Galvalume™ tubing that meets or exceeds industry standards. Galvalume steel is steel sheet coated with an alloy consisting of approximately 55% aluminum, 43.4% zinc, and 1.6% silicon, by weight. The Galvalume™ coating is applied by the continuous hot-dip process and offers the best qualities of zinc coated (galvanized) and aluminum coated (aluminized) steel.

Galvalume™ steel, by virtue of its combined protection of aluminum and zinc, has up to six times the service life of conventional galvanized steel with same coating thickness. This improved performance has been proven time and time again in long-term exposure tests in various atmospheric conditions.



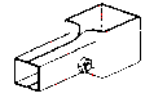
### Premium Powder Coating

Once fabricated, all of our products are then polyester powder coated. Powder coatings are organic, thermo-setting plastic finishes for steel, which provide superior adhesion, resistance to abrasion, and excellent colour and gloss retention.

In sequence, the product is chemically and mechanically cleaned, chemically etched, rinsed, and dried. The powder is then electrostatically applied (which insures uniform coverage) and finally cured at high temperature. The end result is a premium finish, which, when compared with conventional liquid finishes, provides:

- A tough, durable, long-lasting finish
- Excellent colour retention
- Superior abrasion
- Chemical and corrosion resistance

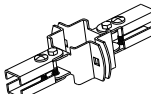
### Post Brackets



Universal Bracket



End Swivel Bracket

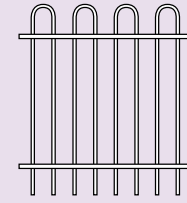


Line Swivel Bracket

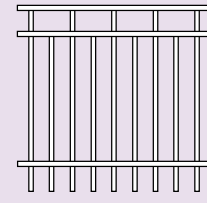


Corner Bracket

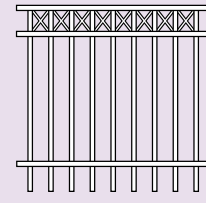
## New York Collection



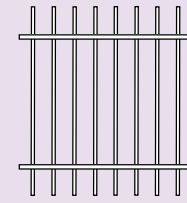
TIFFANY



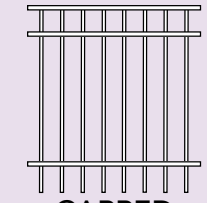
BROOKLYN



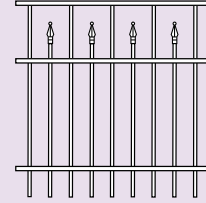
NEWARK



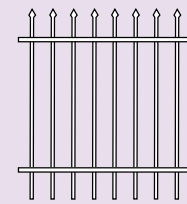
MANHATTAN



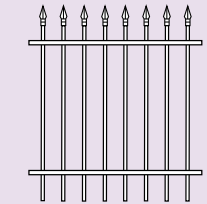
CAPPED MANHATTAN



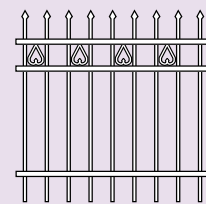
BRYANT



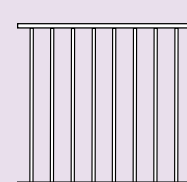
MARQUEE



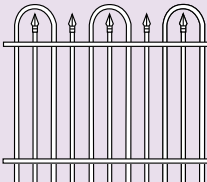
ROCKEFELLER




QUEENS



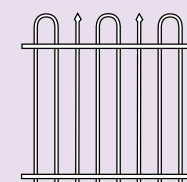
LIBERTY



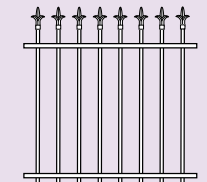
HAMPTON




RICHMOND



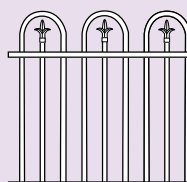
LEXINGTON



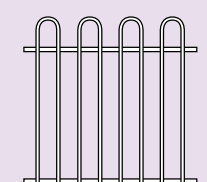
EMPIRE



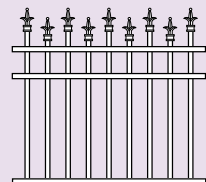
STATEN



MADISON



\*CHELSEA



VERRAZANO

Roma Fence is proud to introduce our very own line, the *New York Collection* of decorative iron fence. For hundreds of years, ornamental iron has been the architectural choice in fencing, providing security while adding elegance to your home. Our Galvalume™ iron fence system is maintenance free and manufactured to last.

### Actual Fence Heights

(Any height available upon request)

Chelsea	42"	48"	60"
Tiffany	42"	48"	60"
Marquee	48"	60"	72"
Liberty	41"	49"	61"
Lexington	48"	60"	
Madison	50"	62"	
Hampton	50"	62"	
Rockefeller	51"	63"	
Manhattan	48"	60"	72"
Empire	51"	63"	
Brooklyn	41"	49"	61"
Cap. Manhattan	41"	49"	61"
Staten	51"	63"	
Newark	49"	61"	73"
Queens	48"	60"	
Richmond	48"	62"	
Verrazano	51"	63"	
Bryant	49"	61"	

### Standard Gate Widths

(Inside post to inside post measurements)

Chelsea	42"	51"	61"
Tiffany	35"	51"	59"
Marquee	39"	47"	62"
Liberty	39"	47"	62"
Lexington	35"	47"	59"
Madison	39"	51"	62"
Hampton	31"	47"	62"
Rockefeller	39"	47"	62"
Manhattan	39"	47"	62"
Empire	39"	47"	62"
Brooklyn	39"	47"	62"
Cap. Manhattan	39"	47"	62"
Staten	39"	47"	62"
Newark	39"	47"	62"
Queens	39"	47"	62"
Richmond	39"	47"	62"
Verrazano	39"	47"	62"
Bryant	39"	47"	62"

Double gates available upon request.

### Standard Tube Size, Picket Spacing and Post Settings

Pickets (square) 5/8" x 5/8"

Rails (square) 1" x 1"

Posts (square) 2" x 2"

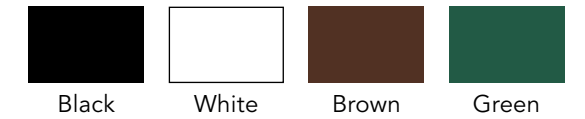
Distance between pickets: 3 1/4"

Required spacing between posts:

Hampton 91 7/8"    Lexington 91 7/8"

Chelsea 94 3/8"    All Others 95 3/4"

### Colours



NOTE: Finishes shown are simulations only and because of the printing process used may not match the actual colours exactly; please see your Roma Fence dealer for an actual coated colour chip.

## 10-YEAR PRO-RATED WARRANTY!

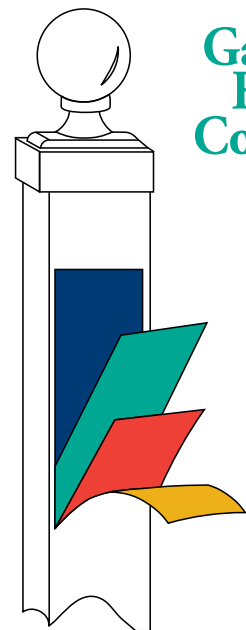


PLEASE NOTE:

i) \*The Chelsea comes with 5/8" O.D. pickets and 1 1/4" O.D. rails

ii) All other styles are manufactured with 5/8" square pickets and 1" square rails

### Galvalume™ Four-Part Construction



Steel Tubing

Galvalume™ Hot-Dipped Coating

Chromate Conversion Coating

Electrostatically Applied Polyester Powder Coating

